



Ministerio de
Desarrollo
Social

Gobierno de Chile

TODOS
POR
CHILE



Estudio Nacional
de la Discapacidad
2015

*Second National Study on Disability
A new approach towards social inclusion*

Heidi Berner Herrera
Undersecretary of Social Evaluation,
Ministry of Social Development



Background

- **United Nations Convention on the Rights of Persons with Disabilities (CRPD), endorsed by Chile in 2008.** Article 31: “*States Parties undertake to collect appropriate information, including statistical and research data, to enable them to formulate and implement policies to give effect to the present Convention*”.
- **Law N° 20.422 (2010):** Establishes norms on equal opportunities and social inclusion of Persons with Disabilities (PwD).
- First National Study on Disability (2004), carried out by the **National Disability Agency (Senadis)**, a related service of the Social Development Ministry.
- Commitment of President **Michelle Bachelet** with civil society organizations request to develop a Second National Study on Disability.



Disability measurement

The Second National Study on Disability (Endisc II) took into account:

- The theoretical framework and conceptual model of the **International Classification of Functioning, Disability and Health (ICF)** (2001).
- A set of relevant areas established by the **Convention on the Rights of Persons with Disabilities (CRPD)**.
- The questionnaire and measurement methodology of the **Model Disability Survey** project, developed by the **World Health Organization (WHO)** and the **World Bank (WB)**.
- **WHO** provided **technical support** for implementation and data analysis.

Discussion and social involvement

- **Dialogue with civil society representatives:** Following the requirements of Law 20.422, more than 1,700 people participated in dialogues with organizations of and for persons with disabilities in the 15 regions of the country, collecting specific demands and needs of information.
- **Discussion with government agencies and Presidential Advisory Committee:** In-depth review of questions of the Model of Disability Survey by thematic area, establishing methodological and policy recommendations.





Survey methodology

- Sample size: 12,265 adults (aged 18 and over) and 5,515 children (aged 2 to 17 years).
- Representative at national, regional (only for adult) and urban / rural level.
- Sample design and fieldwork conducted by the National Statistics Institute (INE).
- Survey carried out between June 30 and September 4, 2015 in both urban and rural areas of 135 municipalities.
- Specific protocols for deaf persons (assistance of a sign language interpreter).



Questionnaire

Questionnaire	Subject	Number of items
Household	Registry	10
	Education	7
	Employment	9
	Income	13
	Housing	2
Subtotal		41
Adult (18 and over)	Performance	47
	Capacity and health condition	92
	Environment	43
	Participation and access to social services	22
Subtotal		204
Children (2 to 17)	Performance	27
	Capacity and health condition	36
	Environment	16
	Participation and access to social services	9
Subtotal		88
Total		333

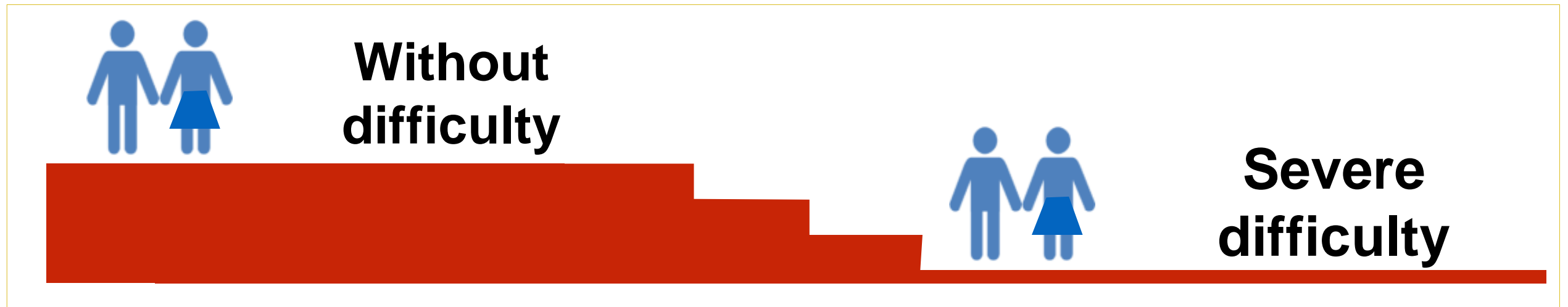
**3 Different questionnaires /
3 types of respondents:**

- **Household**
- **Adults** (Kish selection method in all households)
- **Children** (Kish selection method in household with members aged 2-17)

Disability measurement


CAPACITY SCALE

Measures the highest probable level of functioning of a person in a given domain at a given moment, considering only his or her health condition.



PERFORMANCE SCALE

Measures what an individual actually does in his or her current environment, considering human and technical assistance, medication and other barriers and facilitators.

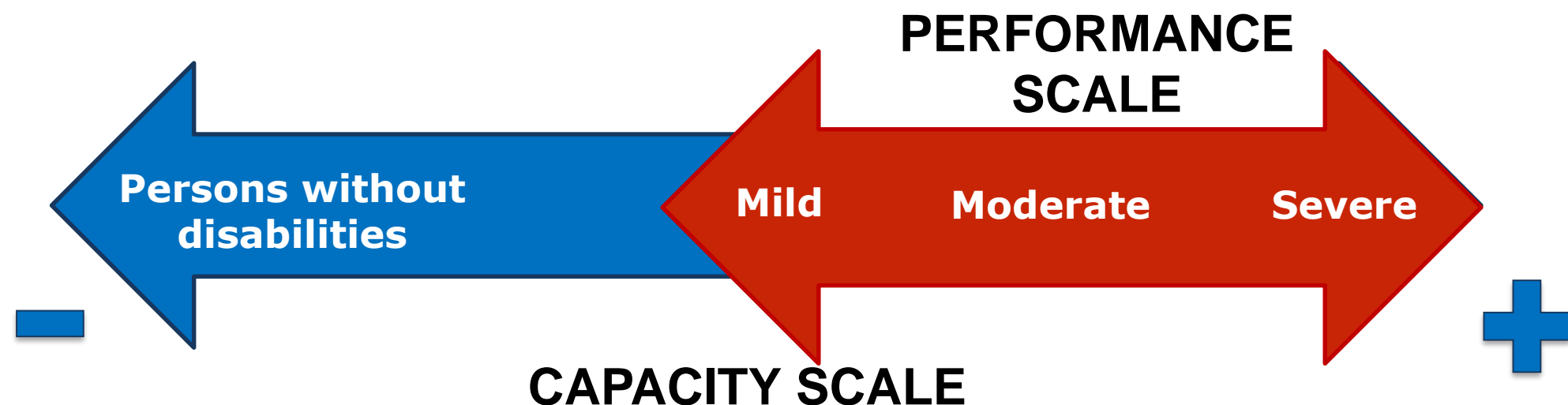


Disability measurement

Both scales (capacity and performance) could be used to produce different measures.

We used a two-step strategy that combines information from both scales for public policy purposes:

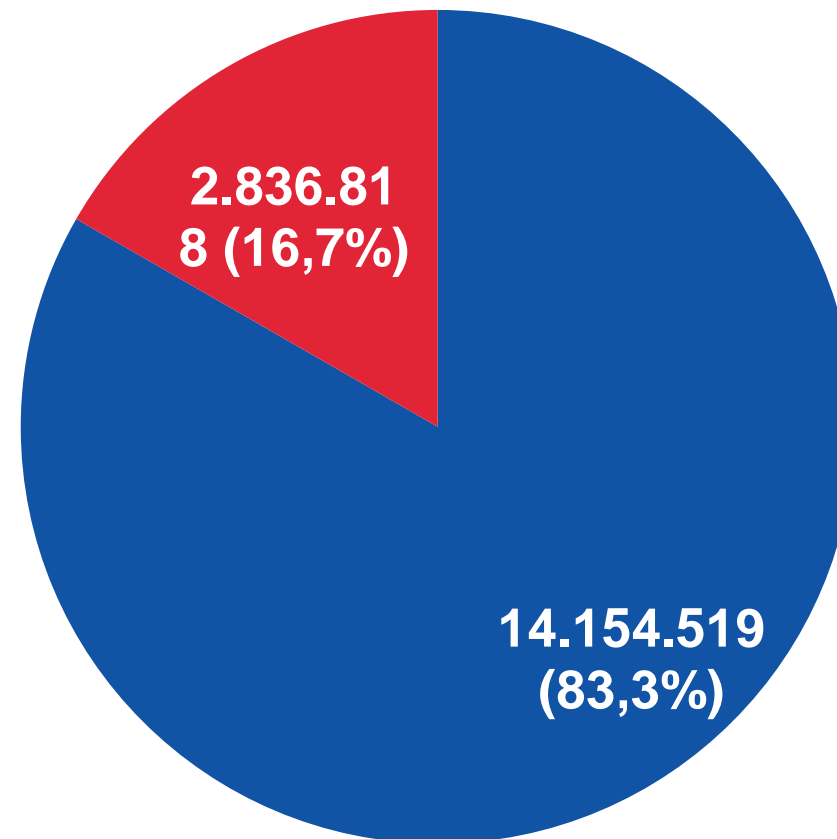
1. In the first step, capacity scale is used to identify persons with disabilities.
2. Then, performance scale is used to graduate the level of disability





Main results

Prevalence of disability in overall population (people aged 2 and over)

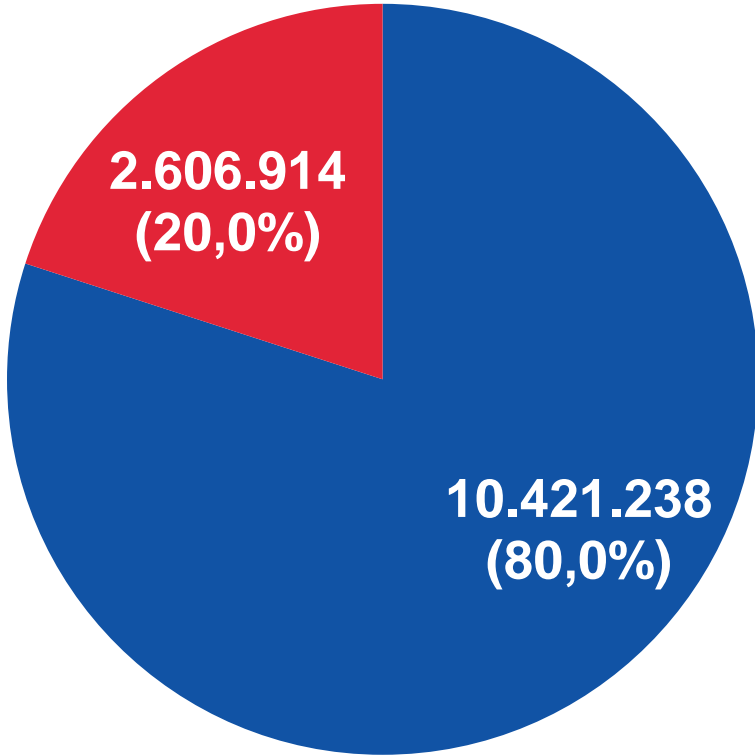


- Persons without disabilities
- Persons with disabilities

Taking into account both adult and child disability measures, the Second National Study estimated a **2.836.818 population with disability (16,7%)** aged 2 and over.

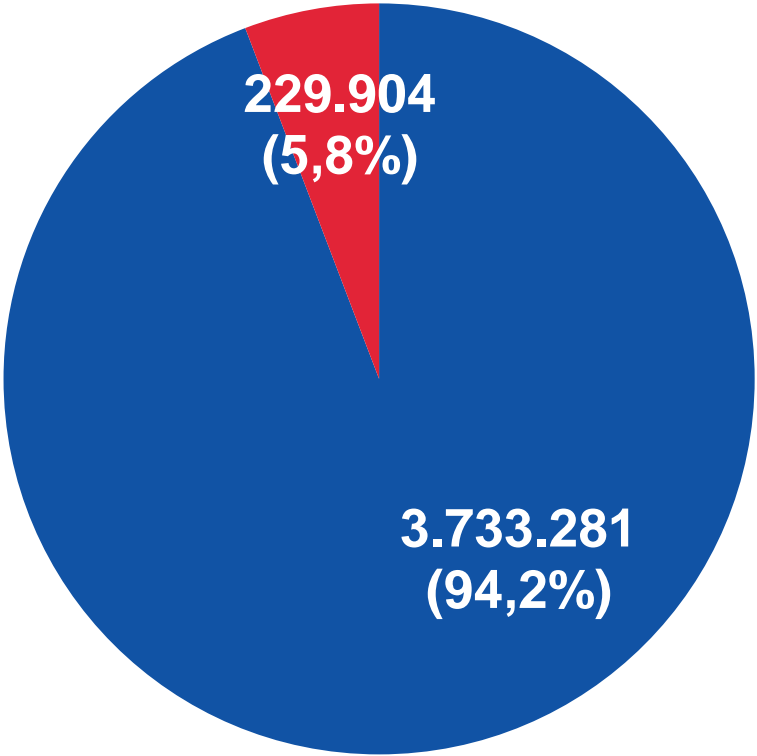
Prevalence of disability in adult and child population

Distribution of adult population (18 and over) by disability status (2015)



■ Persons without disabilities
■ Persons with disabilities

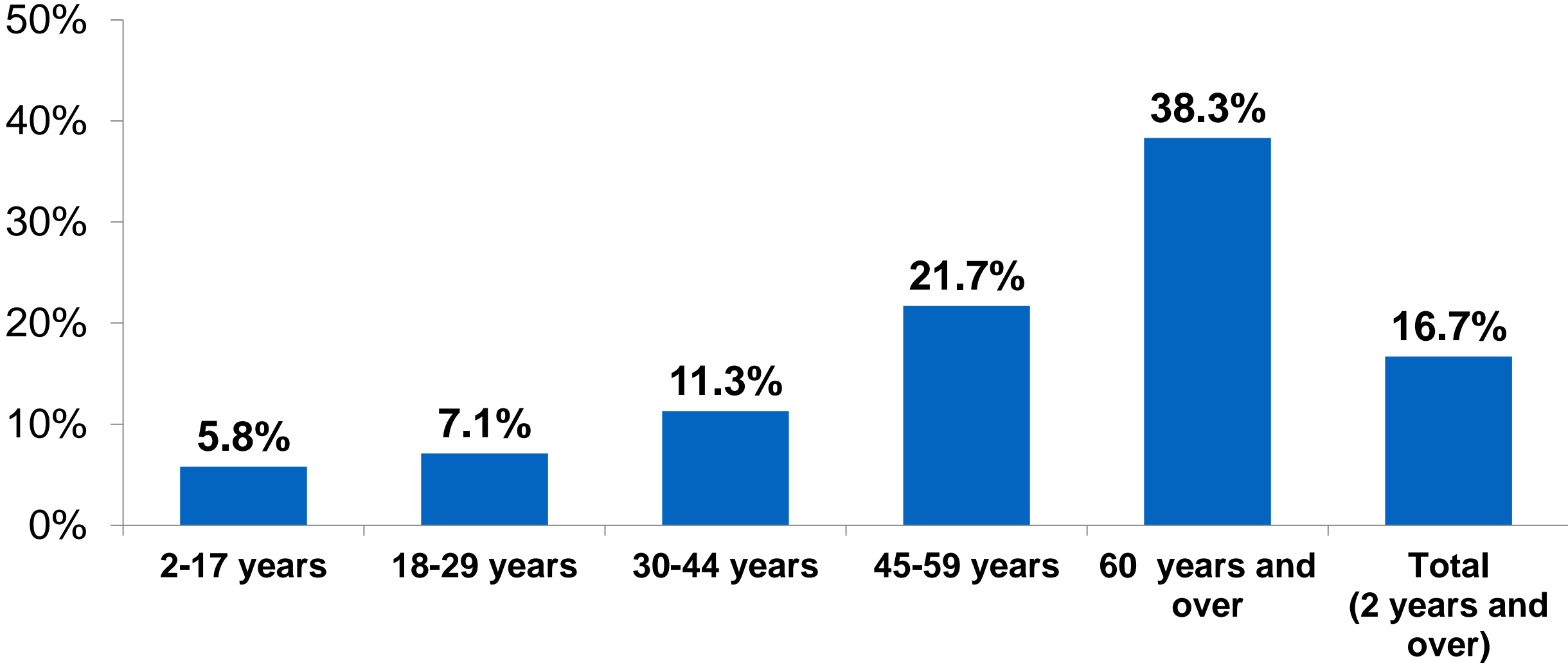
Distribution of child population (2 to 17) by disability status



■ PsSD ■ PeSD

Prevalence of disability by age group (2015)

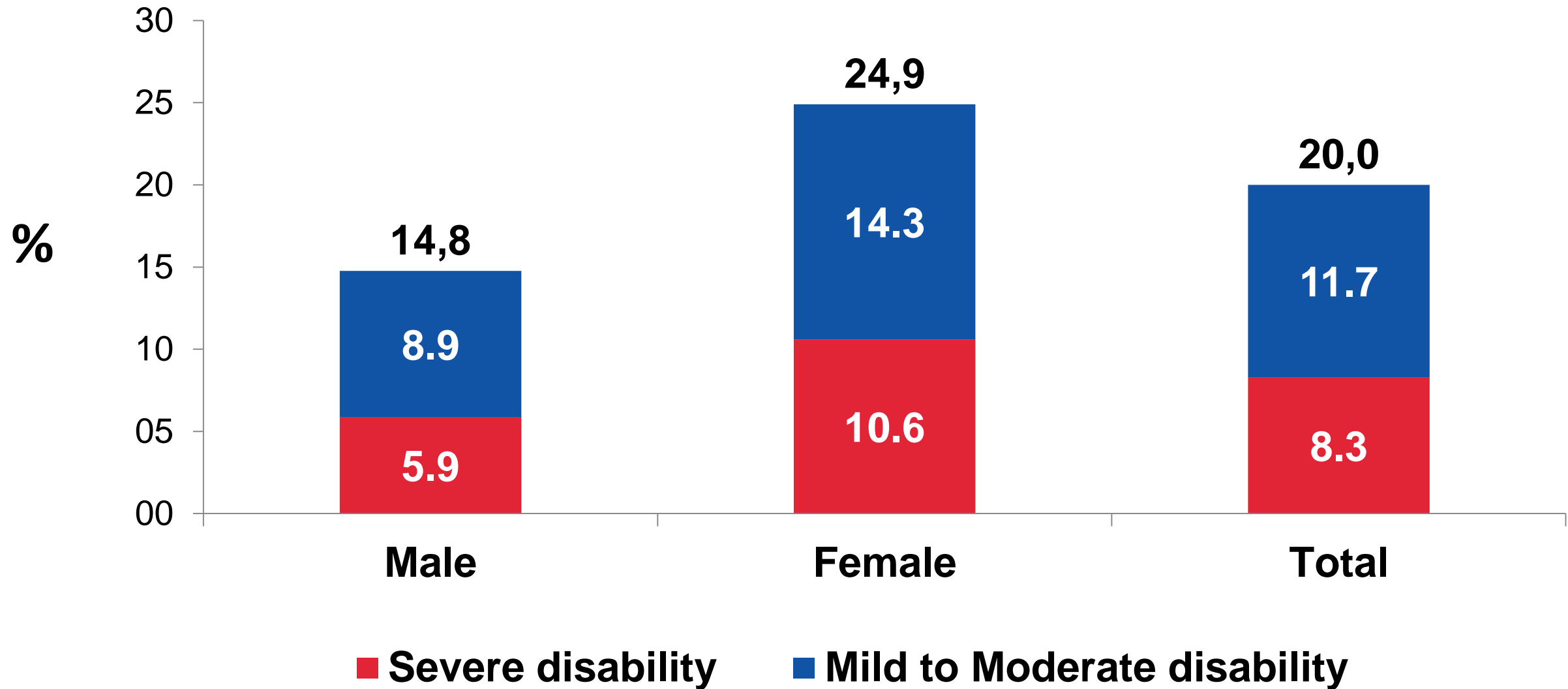
(Percentage, population aged 2 and over)



Fuente: Ministerio de Desarrollo Social, encuesta del Segundo Estudio Nacional de la Discapacidad, 2015.

Prevalence of disability and disability level on adult population (18 and over), by gender (2015)

(Percentage, population 18 and over)

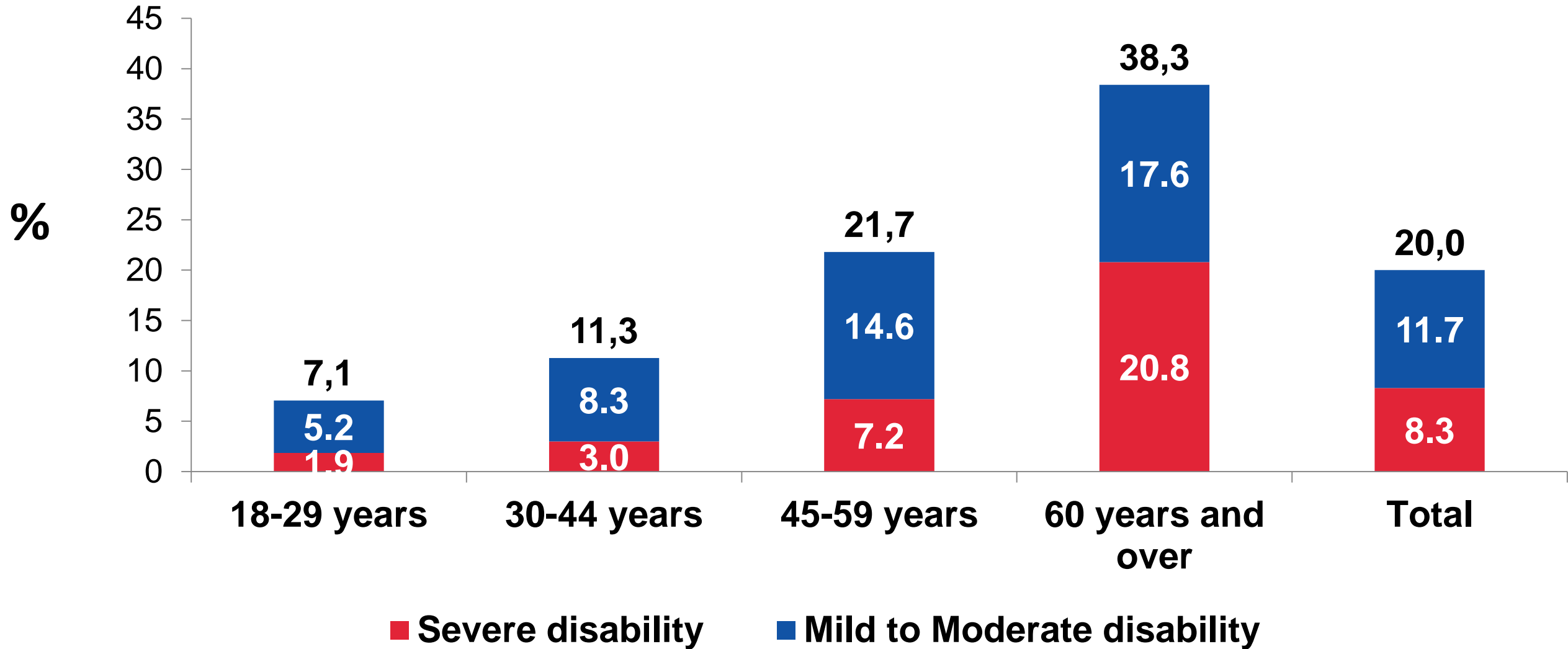


Fuente: Ministerio de Desarrollo Social, Segundo Estudio Nacional de la Discapacidad, 2015.

Nota: Las diferencias entre las estimaciones del porcentaje de población en situación de discapacidad por sexo (total, leve a moderada y severa) son estadísticamente significativas a un 95% de confianza.

Prevalence of disability and disability level on adult population (18 and over), by age group (2015)

(Población de 18 años y más por tramo de edad, porcentaje)

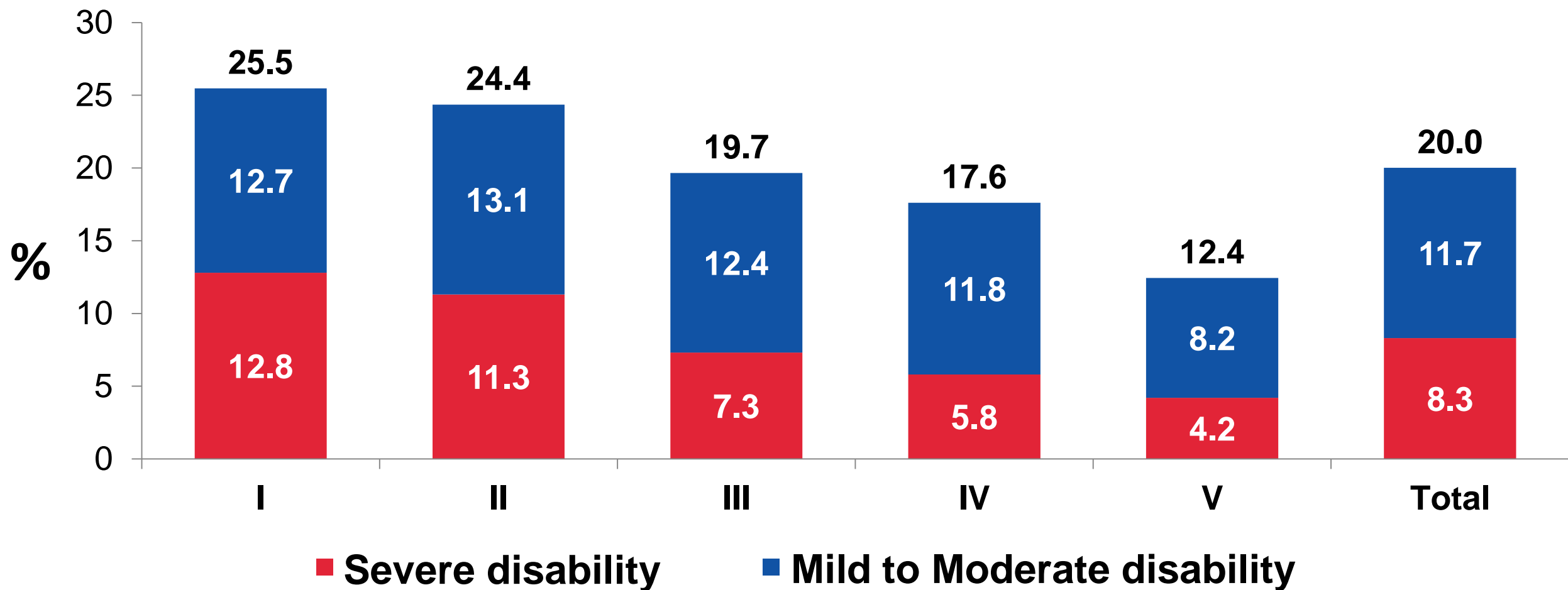


Fuente: Ministerio de Desarrollo Social, Segundo Estudio Nacional de la Discapacidad, 2015.

Nota: Las diferencias son estadísticamente significativas a un 95% de confianza en el porcentaje estimado de personas en situación de discapacidad (total, leve a moderada y severa) en todos los tramos de edad, con excepción de la discapacidad severa entre los tramos de 18 a 29 y 30 a 44 años.

Prevalence of disability and disability level on adult population (18 and over), by household income group (2015)

(Percentage, population 18 and over)



Fuente: Ministerio de Desarrollo Social, Segundo Estudio Nacional de la Discapacidad, 2015.

Nota: Se observan diferencias estadísticamente significativas a un 95% de confianza para el porcentaje estimado de personas en situación de discapacidad (total) entre los quintiles I y III, I y IV, II y IV y entre el quintil V y el resto. En relación a la discapacidad leve a moderada, sólo se diferencia significativamente la proporción obtenida para el quintil V del resto, mientras que en discapacidad severa se distinguen significativamente los quintiles I y III, I y IV, II y III, II y IV y el quintil V del resto.



Summary

- The **Second National Study on Disability** contributes to social policy and socioeconomic characterization of persons with disabilities, using a comprehensive and rights-based methodological approach.
- Among its main strengths are:
 - ✓ Analyzes disability as a **continuum**, classifying the entire population in continuous scales (0 to 100) related to ICF concepts of capacity and performance.
 - ✓ Reveals the presence of **mild** and **moderate** disability situations, that are not captured by standard questions included in censuses or household surveys.
 - ✓ Uses specific questions to measure **child disability** (2 to 17 years), fitted to age and child development.
 - ✓ Considers the effect of **environmental factors** as barriers or facilitators.
 - ✓ Provides detailed information for **monitoring the CRPD** and assess socioeconomic, gender and age gaps between persons with disabilities.



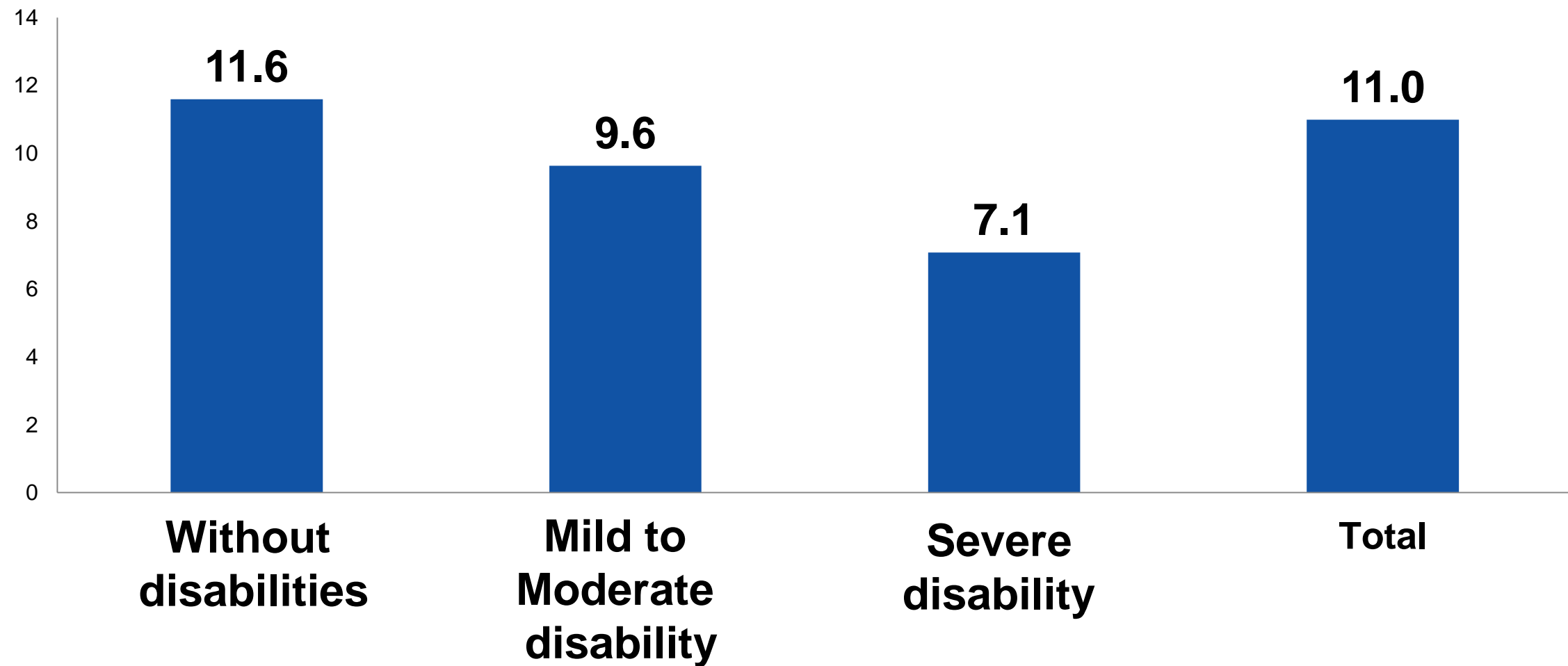
Current challenges

- Develop **specific analysis** and **produce new data** on specific population groups, including
 - Children
 - Persons in institutions and collective housing
 - Homeless people
- **Analysis of the National Study on Disability data** to measure indicators of the 2030 Agenda of Sustainable Development Goal for persons with disabilities.
- Evaluate methodological strategies to gather standardized data on disability in **household surveys**.



Average years of schooling of adult population by disability status and level (2015)

(Población de 18 años y más por situación y grado de discapacidad, promedio de años)



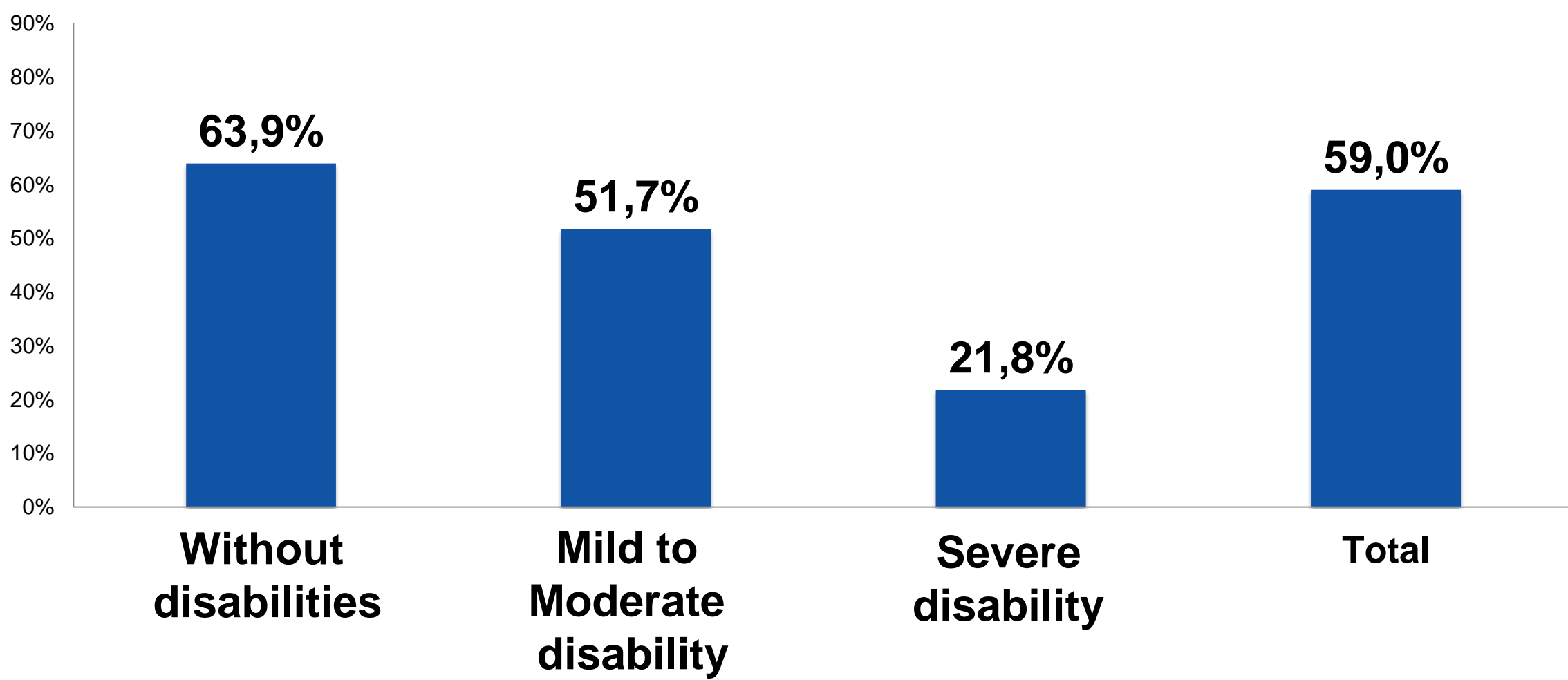
Fuente: Ministerio de Desarrollo Social, Segundo Estudio Nacional de la Discapacidad, 2015.

Nota: Las diferencias entre las estimaciones para las PsSD, las PeSD leve a moderada y PeSD severa son estadísticamente significativas a un 95% de confianza.



Employment rate* of adult population by disability status and levels (2015)

(Población de 18 años y más por situación y grado de discapacidad, porcentaje)



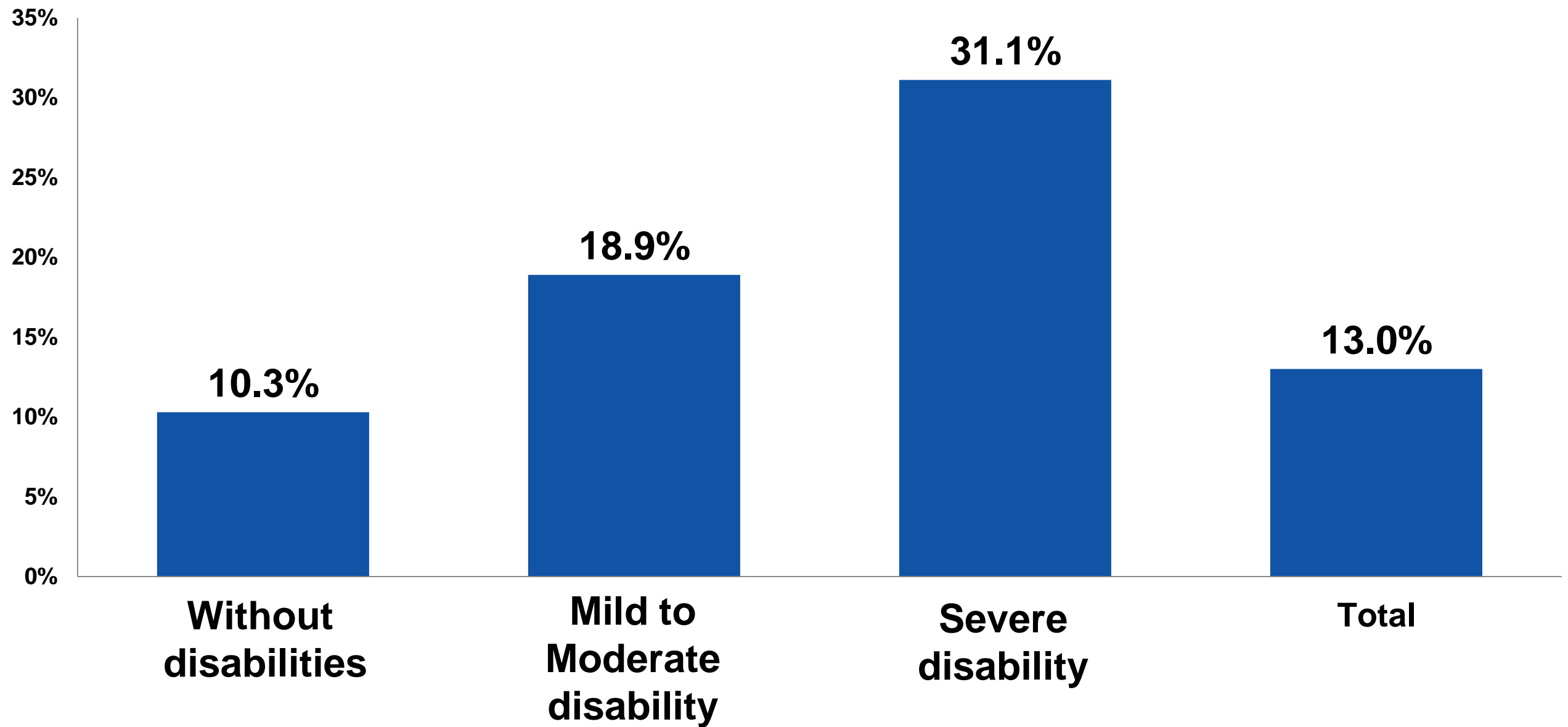
Fuente: Ministerio de Desarrollo Social. Segundo Estudio Nacional de la Discapacidad. 2015.

* Porcentaje de personas de 18 años o más que se encuentran ocupadas respecto al total de personas de 18 años o más. Considera condición de actividad durante la semana anterior a la realización de la encuesta. El levantamiento de la encuesta se realizó entre el 30 de junio y el 4 de septiembre de 2015. Para definiciones, ver Anexo.

Nota: Las diferencias entre las estimaciones de tasa de ocupación de PsSD y PeSD son estadísticamente significativas a un 95% de confianza.



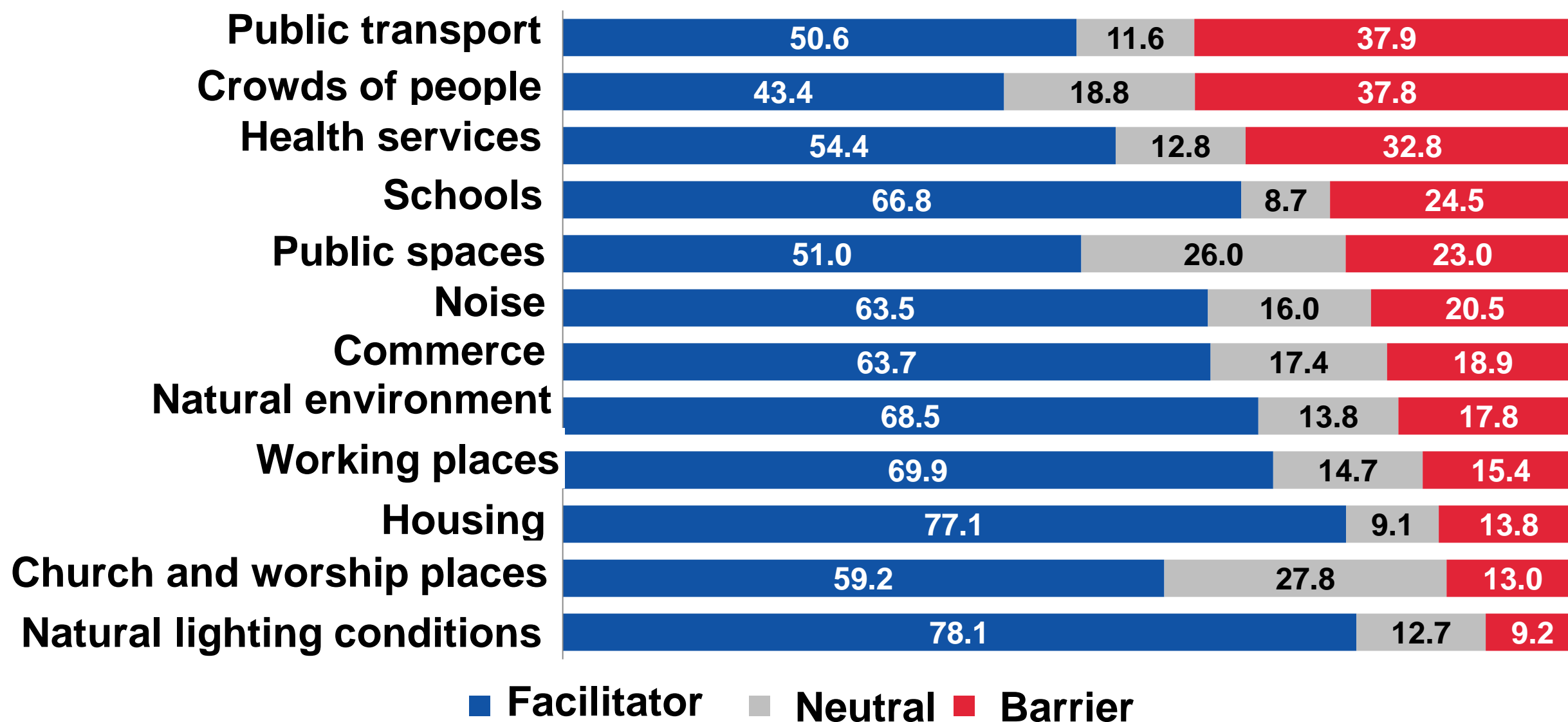
Percentage of population who felt discriminated during the last 12 months by disability status and level.



Nota: Las diferencias entre las estimaciones para las PsSD, las PeSD leve a moderada y las PeSD severa son estadísticamente significativas a un 95% de confianza.



Distribution of population with disabilities according to his or her perception of environmental factors (facilitators / neutral / barriers)*



Fuente: Ministerio de Desarrollo Social, Segundo Estudio Nacional de la Discapacidad, 2015.

* Los factores ambientales se clasifican como: “Facilitador” cuando la persona declara que el factor consultado le facilita su desempeño; “Neutro” si la persona reporta que el factor consultado ni le facilita, ni le dificulta la realización de actividades; y “Barrera” en el caso que la persona indica que el factor dificulta la realización de actividades.